

# POWER

## Power strip – Optional

### 19" Rack mount 1U 8-way external power socket strip (Optional: Power Switch \ LED Connector \ Analog Ammeter \ Digital Ammeter)

Material : SPCC	
Color : Black	· 5-15R Duplex Switch Type
Spec. : 110V / 220V	· SPD
15A / 20A / 30A	· Power Switch
Length : 1.8M / 3M	· Analog Ammeter



### 19" Rack mount 1U 8-way external power socket strip

Material : Aluminum	
Color : Black	
Spec. : 125V / 250V	· 5-15R Duplex Switch Type
15A / 20A / 30A	· SPD
Length : 1.8M / 3M	· Power Switch



### 19" Rack mount 1U 8-way external power socket strip

Material : Aluminum	
Color : Black	
Spec. : 125V / 250V	· 5-15R Duplex Switch Type
15A / 20A / 30A	· SPD
Length : 1.8M / 3M	· LED



### 19" Rack mount 1U 8-way external power socket strip

Material : Aluminum	
Color : Black	
Spec. : 125V / 250V	· 5-15R Duplex Switch Type
15A / 20A / 30A	· SPD
Length : 1.8M / 3M	· LED Digital Ammeter



### 19" Rack mount 1U 8-way external power socket strip

Material : Aluminum	
Color : Black	
Spec. : 125V / 250V	· SPD
15A / 20A / 30A	· SPD
Length : 1.8M / 3M	· LCD Digital Ammeter



### 8-way Plastic Power Strip

Material : ABS	
Color : White	
Spec. : 110V	
15A	· SPD
Length : 1.8M	· Power Switch



### 6-way Plastic Power Strip



Material : ABS	
Color : White	
Spec. : 110V	
11A	
Length : 1.2M	· Power Switch






# POWER

## Outlet and Plug Specification

A	Outlet Type		Applicable
1	NEMA 5-15R (duplex receptacle)		110V/15A 220V/10A
2	NEMA 5-15R (single type)		110V/15A 220V/10A
3	L5-15R (anti-falling frame) LOCK		110V/15A 220V/10A
4	Universal Type		110V/15A 220V/10A
5	SAA		220V/10A 220V/16A
6	IEC C13		110V/15A 220V/10A
7	IEC C16		220V/10A
8	IEC C19		220V/16A
9	IEC C20		220V/16A

B	Ammeter Type	
1	Analog Ammeter	
2	Digital Ammeter	

C	Power Switch	
1	LED Connector	
2	3P Power Switch	
3	4P Power Switch	

D	Specifications	
1	110V / 15A 220V / 15A	AWG gauge : 14AWG CWG gauge : 2.0mm <sup>2</sup>
2	110V / 20A 220V / 20A	AWG gauge : 12AWG CWG gauge : 3.5mm <sup>2</sup>
3	110V / 30A 220V / 30A	AWG gauge : 10AWG CWG gauge : 5.5mm <sup>2</sup>

E	Plug Type		Applicable
1	NEMA 5-15P (General Plug)		110V/15A
2	L5-15P (Anti-falling Frame)		110V/15A
3	L5-20P (Anti-falling Frame)		110V/20A
4	L5-30P (Anti-falling Frame)		110V/30A
5	L6-15P (Anti-falling Frame)		220V/15A
6	L6-20P (Anti-falling Frame)		220V/20A
7	L6-30P (Anti-falling Frame))		220V/30A
8	SAA Plug		220V/10A 220V/16A

F	Ports	Power Type	Length
1	6 way	Horizontal Type Vertical Type	1.8M 3M 4.5M
2	8 way		
3	10 way		
4	12 way		
5	16 way		